


**PATENT  
BREVET  
PATENTE**

EP 1 659 234

**CLICK**



**CLICK-IT**  
no connection trim





**WEATHERPROOF**  
matt finish




**NO WASTE**  
budget-friendly  
and ecological




**EASY SIZE**  
short handy lengths





# COLLECTIONS

## LOUNGE collection



### U-GROOVE

#### T08

INTEGRATED CLICK


240 x 18,5 cm  
4,05 kg/m<sup>2</sup>

T08 SOLID COLOUR  
cream  
grey  
white

T08+ LACQUERED  
grey  
anthracite  
sand  
taupe



## CLASSIC collection



### STACKED BOARDS WITH CHAMFERED EDGE

#### T10


INTEGRATED CLICK

240 x 15 cm  
4,45 kg/m<sup>2</sup>

cream  
grey  
white



## ORGANIC collection



### STACKED BOARDS

#### T09


INTEGRATED CLICK

240 x 17 cm  
4,30 kg/m<sup>2</sup>

cream  
grey  
white



## CLASSIC XL collection



### STACKED BOARDS WITH CHAMFERED EDGE

#### T07

WITHOUT CLICK

600 x 33,3 cm  
3,90 kg/m<sup>2</sup>

cream  
grey  
white




# LOUNGE collection

## T08

### U-SHAPED GROOVE


These boards have a delicate wooden structure. The U-shaped groove adds a touch of modernity to your facade.



T08 | CREAM



T08 | GREY



T08 | WHITE



T08+ | LACQUERED ANTHRACITE



T08+ | LACQUERED GREY



T08+ | LACQUERED SAND



T08+ | LACQUERED TAUPE

18,5 CM



240 CM

 x 6

2,66 m<sup>2</sup>

4,05 kg/m<sup>2</sup>

## ACCESSORIES [ MATCHING COLOURS ]

starting trim



aluminium

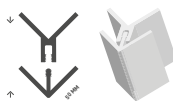
2,5 m

click edge trim



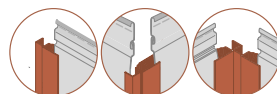
2,5 m

click corner trim



2,5 m

multifunction trim



2,5 m

# ORGANIC collection

## T09

### STACKED BOARDS (WEATHERBOARD)

These boards are characterized by a raw wood structure. The finishing is carried out using stacked boards, where the boards, as with roof tiles, rest on one another. This system is ideal for a more traditional style.



T09 | CREAM



T09 | GREY



T09 | WHITE



17 CM



240 CM

 x 6

2,45 m<sup>2</sup>

4,30 kg/m<sup>2</sup>

## ACCESSORIES [ MATCHING COLOURS ]

starting trim



aluminium

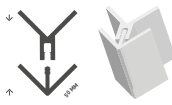
2,5 m

click edge trim



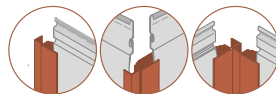
2,5 m

click corner trim



2,5 m

multifunction trim



2,5 m

# CLASSIC collection

## T10 or T07

### STACKED BOARDS (WEATHERBOARD) WITH CHAMFERED EDGE

These boards combine a raw wood structure with a smooth beveled surface for a unique effect. They also rest on one another.



840

T10 OR T07 | CREAM




841

T10 OR T07 | GREY



852

T10 OR T07 | WHITE



## T10

15 CM



240 CM



x 6

2,16 m<sup>2</sup>

4,45 kg/m<sup>2</sup>

## T07

WITHOUT CLICK

33,3 CM



600 CM



x 2

4 m<sup>2</sup>

3,90 kg/m<sup>2</sup>

### ACCESSORIES [ MATCHING COLOURS ]

#### T10 and T07

#### T07

starting trim



aluminium

2,5 m

click edge trim



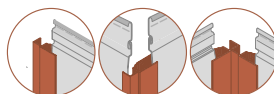
2,5 m

click corner trim



2,5 m

multifunction trim



2,5 m

click H-trim



2,5 m





## VENTILATION



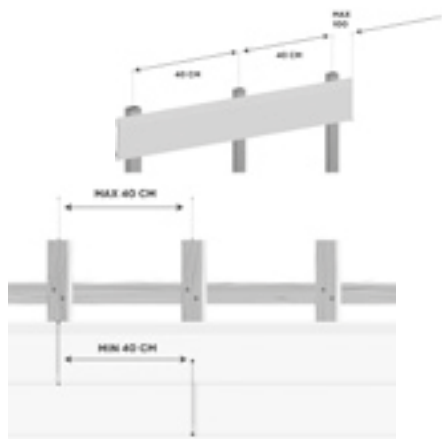
Thickness 28 mm - for light shades (white [852] / cream [840] / grey [841]) - and minimum of 38 mm for other shades.

## FITTING OF BOARDS



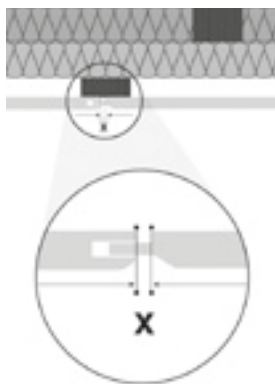
**Dumaclin** boards are fixed invisibly by means of stainless steel screws, always in the center of the pre-perforated hole except for fixing the center of the board. This is done by 2 screws. **To allow free movement of the interlocking (expansion), do not tighten the screws.**

## DISTRIBUTION OF INTERLOCKING



The interlocking joints are spaced at least 40 cm apart. The interlocking joint is best achieved at the level of a lath. When the interlocking is offset at a lath, a deviation of max. 10 cm is accepted.

## FITTING OF JOINTS



Distance X =  
 - 3 mm if ambient temperature is 20°C  
 - 8 mm if ambient temperature is 5°C

**Dumaclin** joints feature a unique, patented fit which allows expansion possibly due to temperature fluctuations when installed. The interlocking joint is dependent on the ambient temperature during installation.

SHOCK TEST - IMPACT ENERGY W (J)

ISO 179

0,74 ± 0,08

SHOCK RESISTANCE (KJ/M<sup>2</sup>)

ISO 179

11,75 ± 1,38

FIRE CLASSIFICATION

EN13501-1

D-s3, d2

COMPLETE INSTALLATION GUIDE  
[WWW.DUMAPLAST.BE](http://WWW.DUMAPLAST.BE) →

